


Features

- High speed phototransistor OL8110 chips
- Reference holes for precise mounting
- Compact size and low cost
- Also available with mounted reticle
- Custom design available
- Single chip placement for high speed applications



www.DataSheet4U.com

Application

- Optical Encoders (absolut, incremental, multi turn)
- Edge detection for paper
- Multi Element Sensor Array

Absolute Maximum Ratings

Storage and Operating Temperature	-35 to +85 °C (*)
Solder Temperature (Vapor Phase Reflow for 30 sec)	235 °C

(*) Military Temperature range available on request

Electrical Specifications (T_A = 25°C)

- Parameters 100% tested at waferprobe

Parameter	Units	Min	Typ	Max
I _{CE0} @ 52.0 V	µA		0.1	100.0
I _{DARK} @ 32.0 V	nA		1.0	100.0
I _{EC0} @ 7.7 V	µA		0.1	100.0
V _{CEst} (I _C = 2.0 mA, I _B = 22.2 µA)	mV		290.0	400.0
HFE (I _C = 2.0 mA, V _{CE} = 5.0 V)		500.0	750.0	1000.0

Additional Parameters tested for qualification and on a lot sample basis

- Rise time: 10.0 µs (V_{CC} = 5.0 V, R_L = 1.2 kΩ, C_L = 8.0 pF, V_E(peak) = 1.0 V)
- Fall time: 13.0 µs (V_{CC} = 5.0 V, R_L = 1.2 kΩ, C_L = 8.0 pF, V_E(peak) = 1.0 V)
- Responsivity peak wavelength: 880 nm

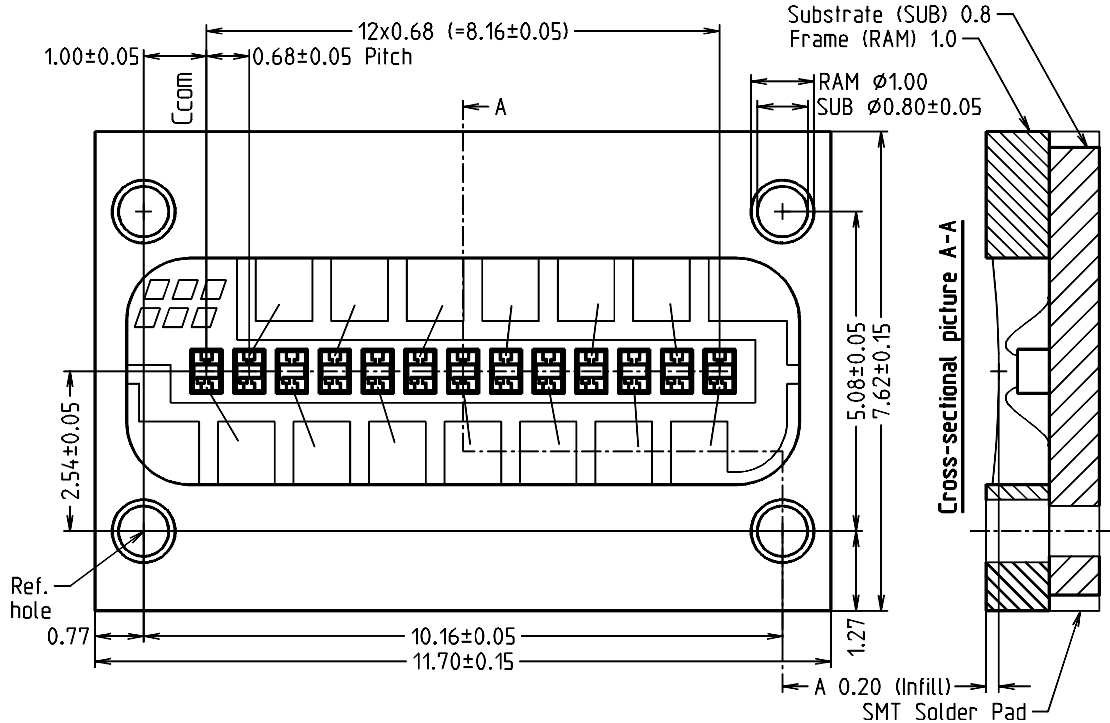
Note

Please see part **ET8001**, precision schmitt trigger and comparator array with hysteresis tracking function for use with this phototransistor array.

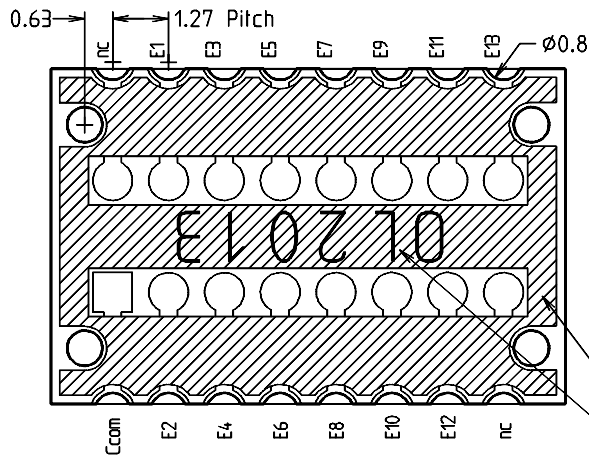
OL2013

13 Element SMD Phototransistor Array

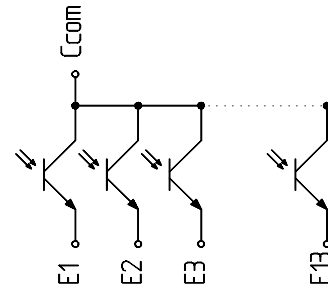
Top view



Bottom view



Chip type:
OL8110 (13x) Phototransistor
Chip thickness: 178µm - 254µm



Solder resist
Legend print
Component name